

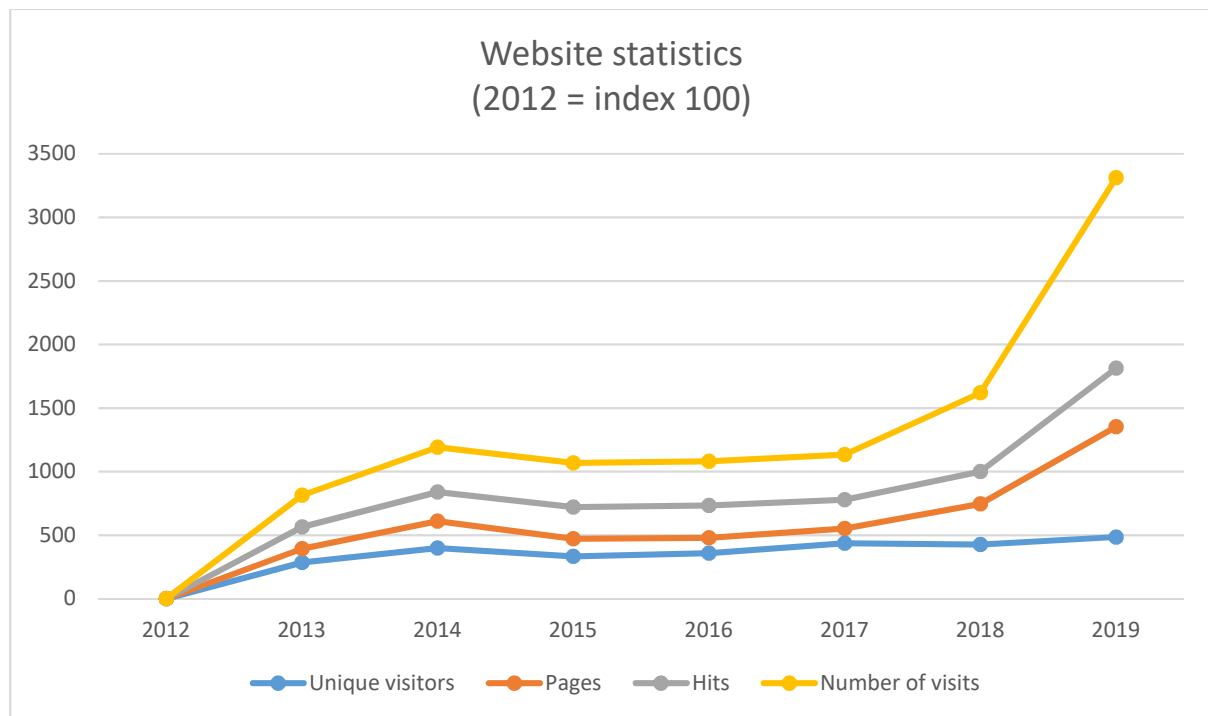


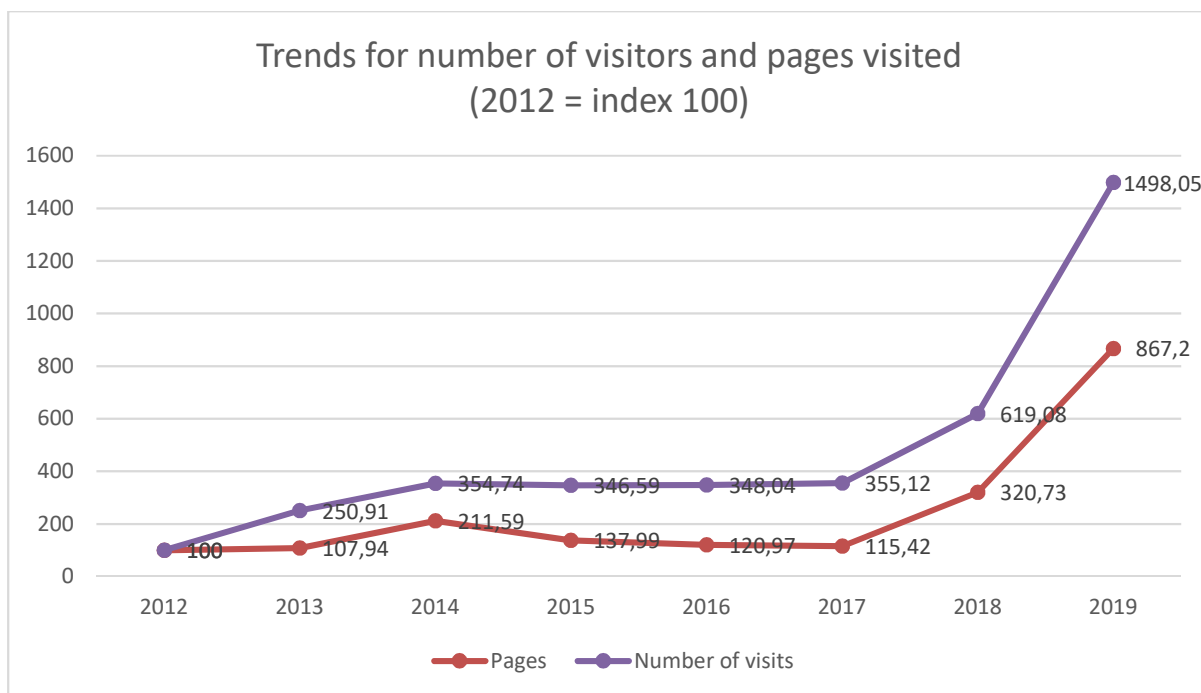
## Written report of the IPEX Information Officer on the work of IPEX in 2019

In 2019, the implementation of the IPEX Digital Strategy and its Work Programme for 2017 - 2020 have entered a final stage. The working groups on Enhancing the IPEX Network, Promoting IPEX and Improving the IPEX Digital System either have finished or are closing in 2020 the activities of their Action Plans, with an eye on the future planning. This sustained activity of and progress achieved by the IPEX platform is thus fully reflected in the statistical data used in this report. Due to the European Elections of 2019, the number of proposals and scrutiny procedures have declined, while the number of users and pages visited have soared.

### 1. Website statistics

In 2019, the IPEX website was visited by **342.355 unique visitors**, following the general progressive trend of the previous years (2018: 305.000; 2017: 307.737; 2016: 253.264). **The number of pages viewed although – almost 43, 1 million! – is the highest registered so far, an almost threefold increase over the 16 million pages reported for 2018** (2018: 15.939.723; 2017: 5.736.506; 2016: 6.012.105)!





The number of visits and pages accessed is telling for the way IPEX is being perceived and in line with the **Conclusions of the 2018 Meeting of Secretaries General of the European Union Parliaments “acknowledging that IPEX is becoming a “one stop shop” for interparliamentary exchange on EU affairs and documents”<sup>1</sup>**.

**The addition of new subpages over the past years** - COSAC, Inter-Parliamentary Conference for the Common Foreign and Security Policy and the Common Security and Defence Policy (CFSP/CSDP), Interparliamentary Conference on Stability, Economic Coordination and Governance in the European Union, Joint Parliamentary Scrutiny Group (JPSG) on the European Union Agency for Law Enforcement Cooperation (Europol) - has most probably **added more traffic** and brought more interest in interparliamentary cooperation and its formats in the EU.

### Upload of documents and dossiers

IPEX publishes currently **over 106.000 pages** from national parliaments and the European Union institutions, holding **scrutiny related information in almost 80.000 documents** produced by national Parliaments and linked to **some 12.000 dossiers**. In 2019, the total number of legislative and non-legislative documents recorded in IPEX, was **812** (2017: 1053; 2016: 1064; 2015: 805).

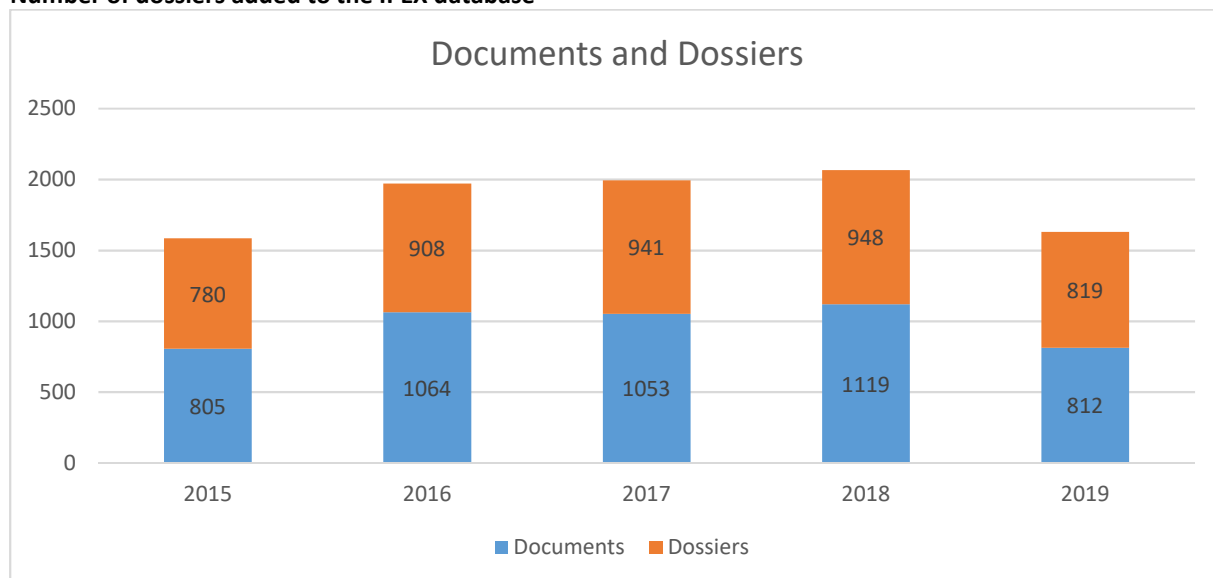
### Documents and scrutiny updates from national Parliaments

Related to the legislative proposals in 2019, national parliaments uploaded **3.397 scrutiny related pages<sup>2</sup>** (2018: 5.799; 2017: 3.588; 2016: 6.624).

<sup>1</sup> [Conclusions on IPEX](#), approved by the Meeting of Secretaries General of the European Union Parliaments in Vienna, 28 January 2018

<sup>2</sup> As of 22 January 2020 (n.a.)

### Number of dossiers added to the IPEX database<sup>3</sup>



The elections for the European Parliament of 2019 have slowed down the activity of the European Commission, while the European Parliament has come to a halt, a cyclical process observed also during the previous years, thus **a certain decline in the number of scrutiny pages opened on IPEX**. This could also be attributed, among other things, to the absolute premier of 2019 - **no national Parliament or chamber have issued any reasoned opinion in 2019**.

### Political dialogue files uploaded by national Parliaments into the IPEX database in 2019<sup>4</sup>

Czech Senate	22
Assembleia da República	16
Romanian Chamber of Deputies	16
French Senat	14
French National Assembly	13
Bundesrat	12
Czech Chamber of Deputies	10
Swedish Parliament	8
Cortes Generales	8
Italian Senate	7
Romanian Senate	7
Italian Chamber of Deputies	6
Hungarian National Assembly	5
Dutch Senate	5
Maltese House of Representatives	2
Dutch House of Representatives	2
Belgian Senate	1
National Council of the Slovak Republic	1

<sup>3</sup> Idem

<sup>4</sup> The result is expressing all documents uploaded on IPEX by national Parliaments and labelled as Political dialogue files, with a transmission date attributed between 1 January - 31 December 2019, including for procedures started in 2018 (data centralized and verified by the Information Officer and the national Correspondents, 22 January 2020)

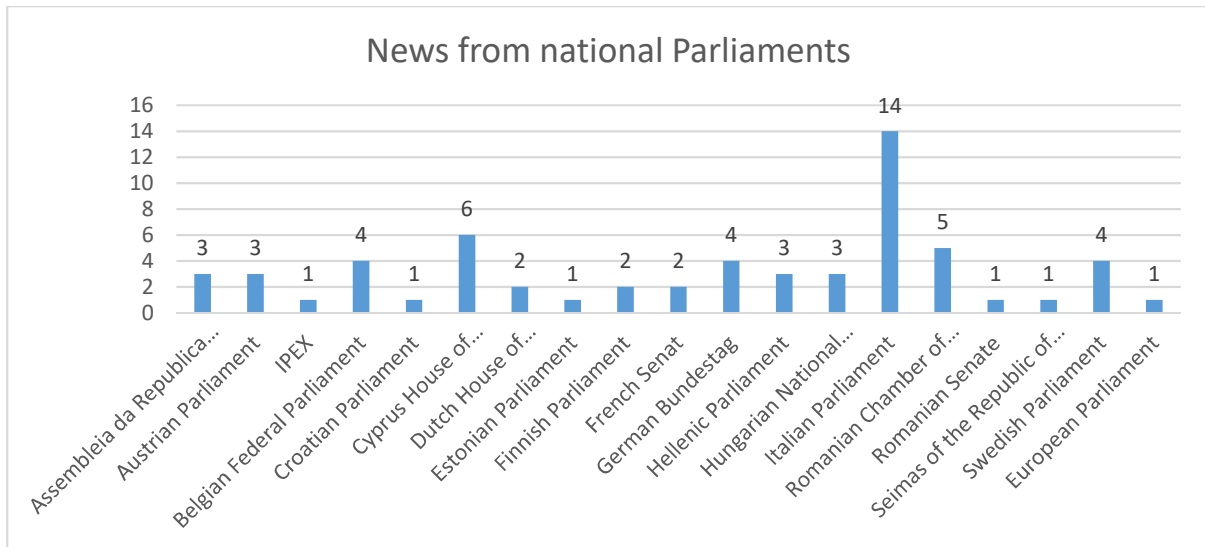
**Number of scrutiny pages added by national Parliaments<sup>5</sup>**

<b>ALL CHAMBERS (Sorted alphabetically)</b>	<b>Scrutiny pages on IPEX</b>				
	<b>2015</b>	<b>2016</b>	<b>2017</b>	<b>2018</b>	<b>2019</b>
Assembleia da Republica of Portugal	41	61	27	93	7
Austrian Federal Council	39	38	20	33	11
Austrian National Council	7	23	2	16	6
Belgian House of Representatives	44	88	56	73	2
Belgian Senate	14	6	4	1	1
Bulgarian National Assembly	1	6	N/A		N/A
Cortes Generales of Spain	31	30	57	129	7
Croatian Parliament	11	7	15	29	1
Cyprus House of Representatives	7	7	N/A	1	2
Czech Chamber of Deputies	253	370	111	123	28
Czech Senate	68	74	58	86	15
Danish Parliament	5	5	2	13	N/A
Dutch House of Representatives	16	18	27	17	2
Dutch Senate	51	43	41	31	7
Estonian Parliament	N/A	3	3	102	12
Finnish Parliament	103	188	119	212	58
French National Assembly	139	26	6	17	1
French Senat	12	10	10	24	N/A
Bundesrat of Germany	88	145	112	154	31
German Bundestag	428	563	237	596	457
Hellenic Parliament	6	91	3	8	N/A
Hungarian National Assembly	22	12	11	18	6
Irish Houses of Oireachtas	250	243	235	325	185
Italian Chamber of Deputies	18	26	31	23	6
Italian Senate	39	100	53	25	12
Luxembourg Chamber of Deputies	4	160	96	131	30
Maltese House of Representatives	30	8	3	148	66
National Council of the Slovak Republic	507	611	571	710	523
Polish Sejm	509	595	521	580	469
Polish Senate	277	330	300	400	177
Romanian Chamber of Deputies	71	62	39	49	15
Romanian Senate	41	62	80	91	39
Saeima Parliament of Latvia	N/A	1	N/A		N/A
Seimas of the Republic of Lithuania	44	84	106	185	52
Slovenian National Assembly	27	57	40	88	18
Swedish Parliament	583	688	522	453	454
UK House of Commons	391	457	131	484	314
UK House of Lords	9	159	50	396	348

<sup>5</sup> As of 22 January 2020 (n.a.)

### 3. News from Parliaments on IPEX

In 2019, **61 news articles** on European Affairs related issues were submitted for publication in the News from Parliaments section, with materials coming from **22 contributors (mono- and bicameral)**:



Also in 2019, **the IPEX Twitter account #IPEXEU was launched** during the Annual IPEX National Correspondents Meeting in Vienna. #IPEXEU is part of the Social Media Strategy of IPEX and it is focusing on accessing new communication areas and on raising the visibility profile of IPEX and national Parliaments in EU affairs.